

IN DISPERSE

The growth of cities and urban population is a global tendency. However, urban expansion is a process of centralisation. And while mega cities are growing, peripheral regions encounter the opposite issue – emigration and aging society, which leads to depopulation of these areas.

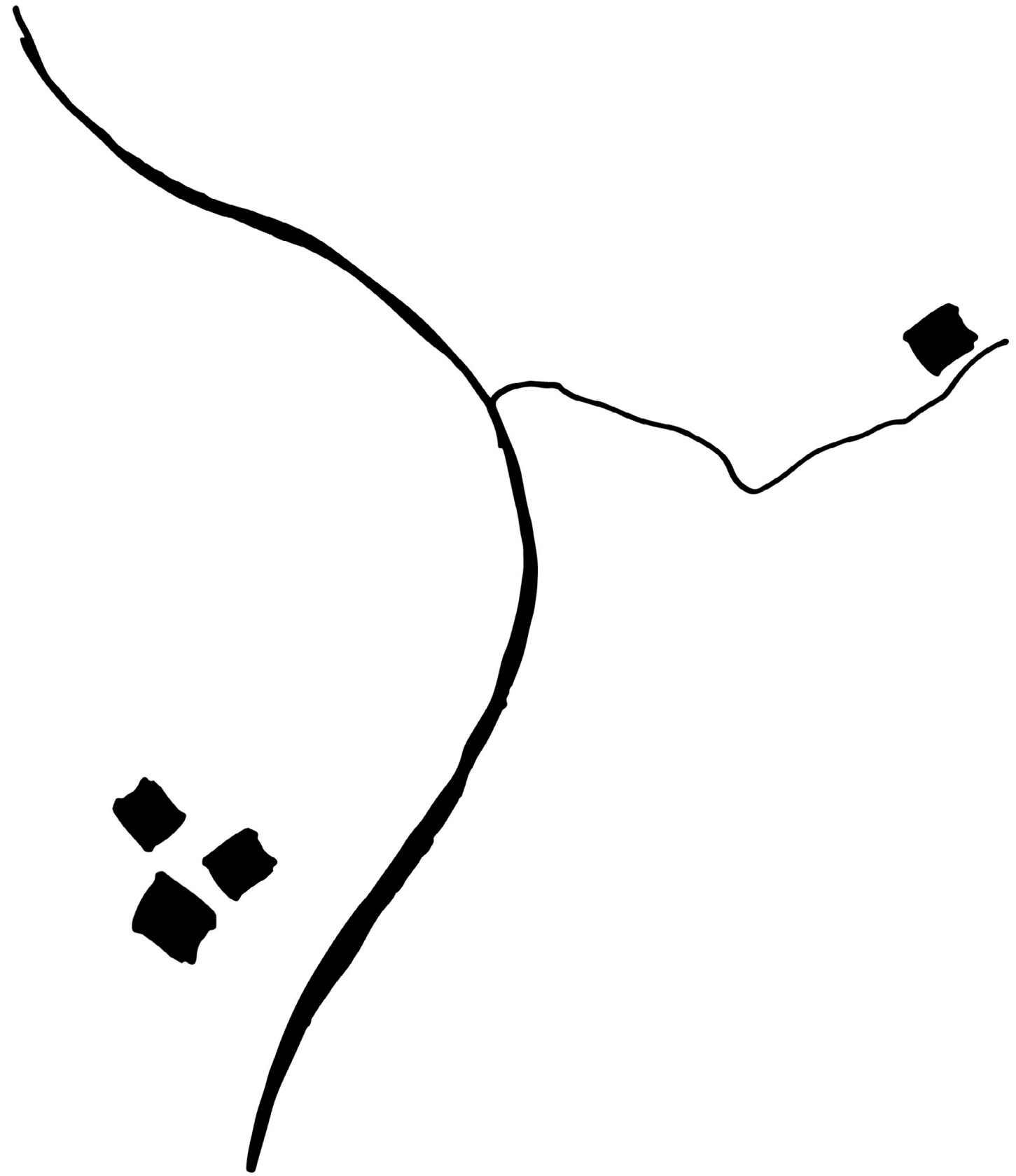
The Baltic States is one of such cases where capital cities attract the most people and investments while peripheral areas are diminishing. Officially there are over 200 cities in Estonia, Latvia and Lithuania and majority of them are facing rapid decline.

The installation “In Disperse” visually demonstrates the constant and never-stopping change of cityscapes in the region. The visitors unintentionally contribute to the dispersion of the exhibition by taking parts of it as a memory. But instead of merely representing the bitter reality, the pavilion invites to rethink the process of depopulation from different points of view.

What happens to the soul when the body shrinks or is displaced?

What kinds of opportunities open up in depopulated areas?


The traces of previous residents remain in the city and its soul is dispersed throughout the world and continues to live inside those who left in the form of memories and thoughts.



IN DISPERSE

Content of the exhibition:


Paper sheet attached to the walls and divided into 10x10 cm grid. Each square is covered with a postcard, showing an image of a specific declining Baltic town. The other side of the postcard contains a name of a town and a short fact about it (e.g. percentage of population decrease). The visitor can take a postcard as a souvenir and has to leave a trace on paper underneath. This way the structure of the exhibition slowly disappears, but at the same time is replaced by the new forms created by visitors.



Beginning



Later



End of exhibition

IN DISPERSE

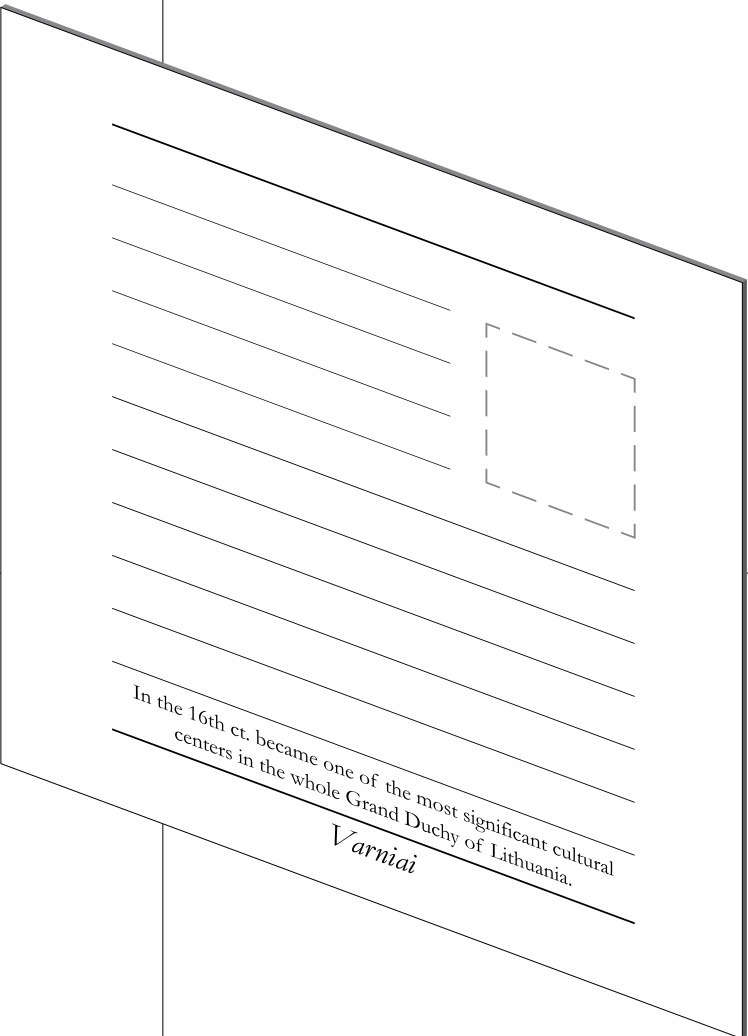
Kohtla-Järve/Estonia
The population decreased from 87 472 in 1979 to 37 198 in 2015

Ukmergė/Lithuania
Lost 26,85% of population since 1989

Jelgava/Latvia
The population decreased from 74105 in 1989 to 62572 in 2014

Sillamäe/Estonia
Suffered population drop of 31.32% since 1989

Varniai/Lithuania
Lost 45.56% of population since 1989



1989

Jelgava/Latvia
The population decreased from 74105 in 1989 to 62572 in 2014

Panevėžys/Lithuania
31281 of population shrinkage occurred after 1989

Jelgava/Latvia
The population decreased from 74105 in 1989 to 62572 in 2014

Ukmergė/Lithuania
Lost 26,85% of population since 1989

